

Omnipaque 300

A patient's guide

What is Omnipaque and what is it used for?

Omnipaque is a contrast medium (dye) which contains iodine and is for diagnostic use only. It is used to show clearly on x-rays the area of the body your doctor wants to investigate. For this CT scan it will be your intestines (gastrointestinal tract).

Is there any situation when I shouldn't take Omnipaque?

- If you are hypersensitive to iodine
- If you are, or think you may be, pregnant

If you are subsequently tested for a thyroid disorder always tell your doctor. Omnipaque may make the test or treatment less effective for several weeks.

Despite being manufactured with the to be used as an injectable medicine, it can also be safely drunk as a solution when diluted.

How do I take Omnipaque?

You have been provided with a total of 20ml of Omnipaque which can be taken orally. Each dose is made up of 4ml of Omnipaque which must be diluted in 200ml of water. Please take at the times indicated on your appointment letter. You may eat and drink normally.

Possible side effects

Like all medicines, Omnipaque can cause side-effects, although not everybody gets them.

Serious reactions (including anaphylaxis) are only seen on rare occasions. Effects associated with Omnipaque are usually mild to moderate, and transient in nature. If you notice:

- Itching of the skin, rash, weals on the skin (urticaria)
- Difficulty breathing, gagging, feeling of suffocation
- Swelling of the face, neck or body
- Itchy or watery eyes, tickling in the throat or nose, hoarseness, coughing or sneezing
- Headache, dizziness, feeling faint
- Feeling particularly hot or cold, sweating
- Paleness or reddening of the skin
- Chest pain, cramp, tremor
- Feeling sick

then STOP taking the Omnipaque. These may be the first sign of an allergic reaction and you may require treatment. If you are taking the Omnipaque at home, contact your GP or if the symptoms are severe, call 999 immediately. If you are in hospital inform staff immediately.

Apart from the symptoms listed above the other side effects you may experience are:

- Diarrhoea
- Nausea
- Vomiting
- Abdominal pain

Delayed reactions can occur. If you are concerned, please contact your doctor. If the side effects are serious, or if you notice any side effects not listed in this sheet, please inform your doctor or the CT staff.

Can I take other medicines with Omnipaque?

Continue to take your regular medication as prescribed by your doctor unless otherwise informed.

How to store the Omnipaque

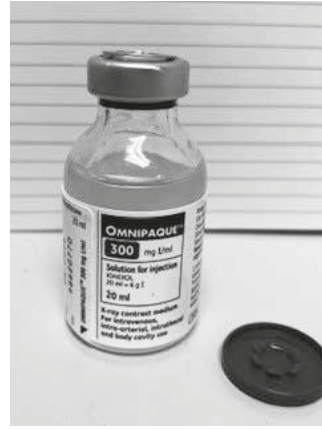
- Keep out of reach and sight of children.
- Do not use after the expiry date on the bottle.
- Store at or below 30 degrees centigrade and protected from light.
- Check integrity of container prior to use, i.e. that it is sealed and undamaged.
- Once in use, ensure the bottle is sealed with the rubber bung between doses.

Further information Precautions before taking Omnipaque:

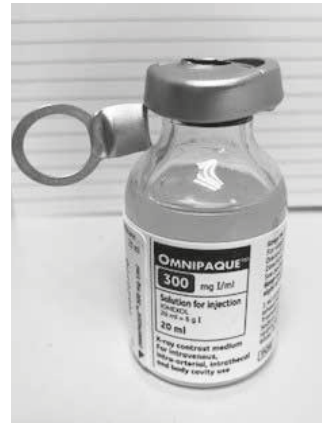
- Keep this information - you may need to read it again.
- If you have any further questions please contact the CT Department using the contact number on your appointment letter.
- If any of the side effects become serious or you notice any side effects not listed in this leaflet, please inform your doctor or the staff in CT.

A CT information leaflet is included with your appointment letter.

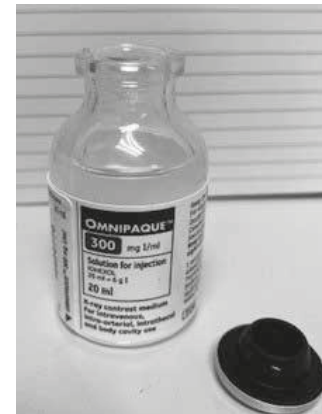
How to open the bottle for use:



1. Remove the plastic cap



2. Pull metal tab to break the seal and remove metal ring.



3. Remove rubber bung and replace after use to seal the bottle.

References:

<https://www.cuh.nhs.uk/patient-information/omnipaque-in-ct-use-of/>

https://www.royalpapworth.nhs.uk/application/files/7815/5851/6718/PI_65_Omnipaque_300_vs2.pdf

The Trust cannot accept any responsibility for the accuracy of the information given if the leaflet is not used by Royal Devon staff undertaking procedures at the Royal Devon hospitals.

© Royal Devon University Healthcare NHS Foundation Trust

Designed by Graphics (Print & Design), RD&E (Heavitree)